





TALLER VACACIONAL

TRANSICIÓN


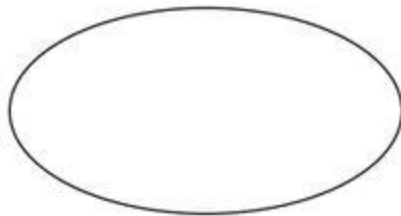
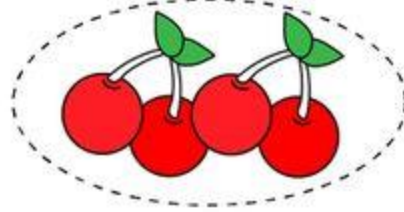

- Se proponen las siguientes actividades como fortalecimiento y repaso de temas vistos durante el año:

Cut and paste the things that are yellow.

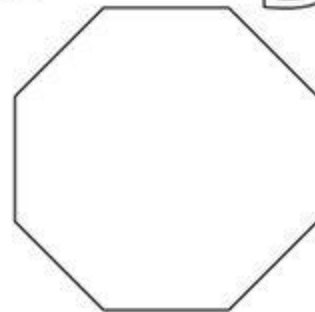





Cut and paste the things that are red.


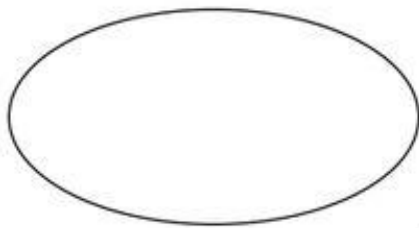
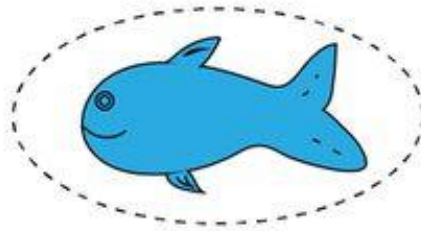

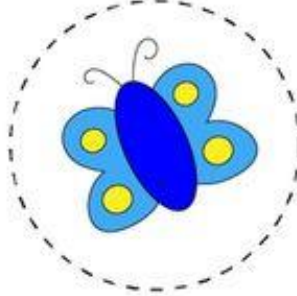
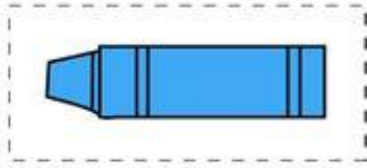


R
E
D





Cut and paste the things that are blue.


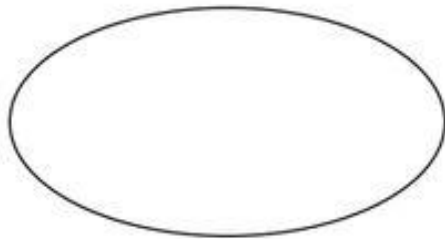
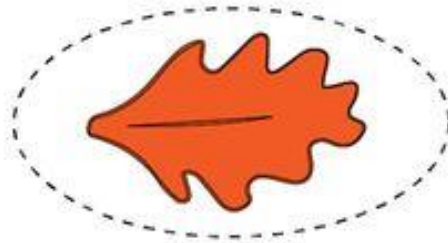

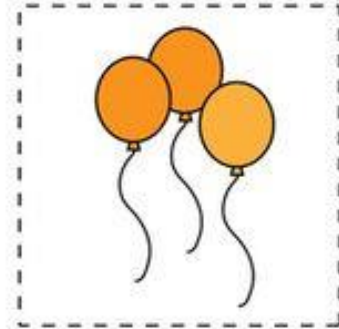

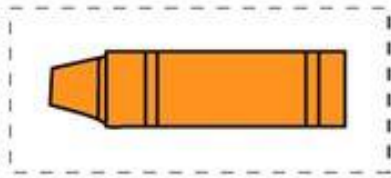


B
L
U
E


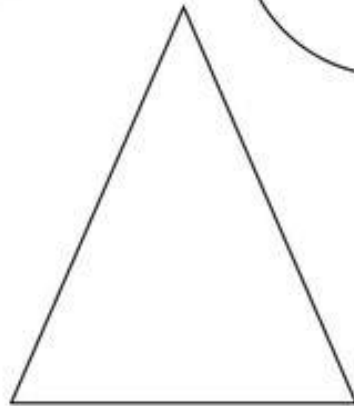




Cut and paste the things that are orange.

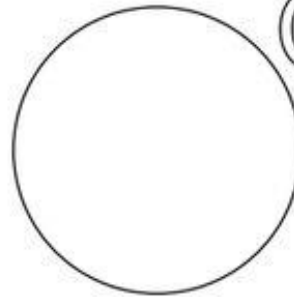
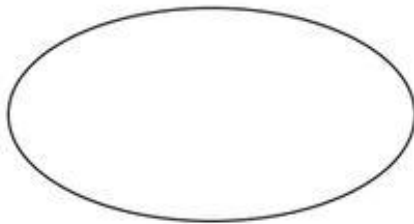
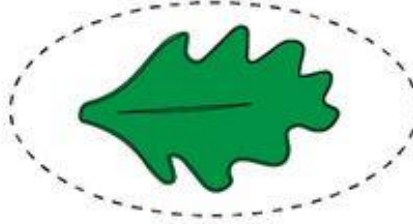

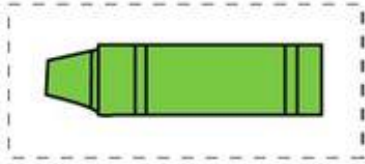


ORANGE






Cut and paste the things that are green.

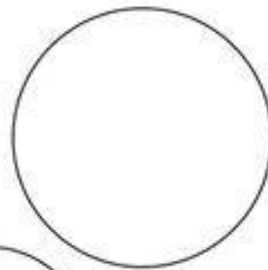
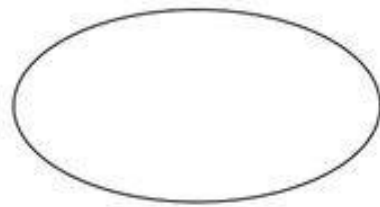





GREEN






Cut and paste the things that are purple.



✂
PUR
PLE





- Trazos con escritura, afianzarán su inicio en el proceso de lecto-escritura para el siguiente año escolar:

DAYS OF THE WEEK

Sunday

Monday

Tuesday

Wednesday

Thursday

Friday

Saturday



- El siguiente cuento, permite reconocer días de la semana y orden de los mismos, la actividad se realizará de acuerdo al cuento <https://www.youtube.com/watch?v=75NQK-Sm1YY&t=227s>

The Very Hungry Caterpillar

Sunday Monday Tuesday Wednesday
Saturday Friday Thursday

What fruits did The Very Hungry Caterpillar eat, and when?

Cut out each circle below and glue to match the day of the week above.



Days of the Week

Name _____

Trace, cut, and paste the days of the week in the correct order:


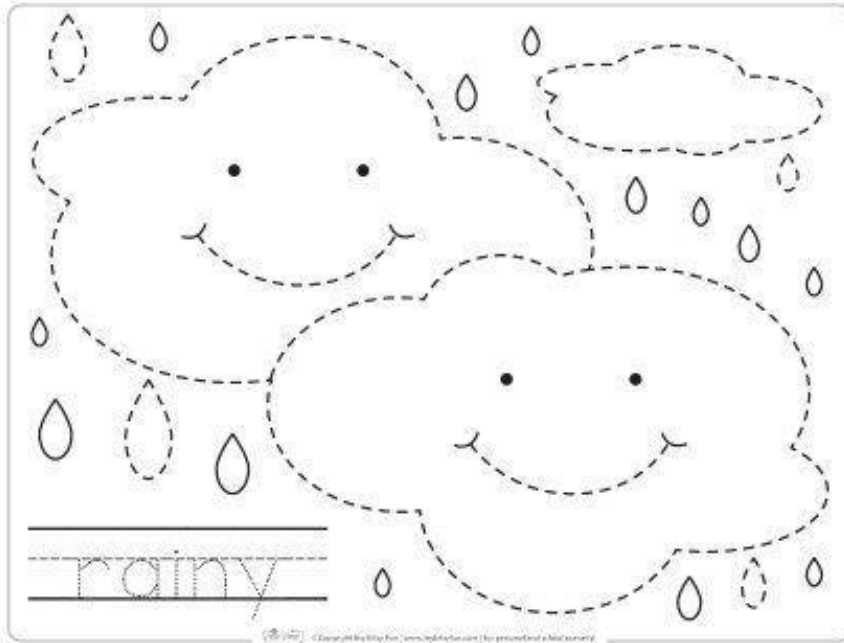
Beginning of the Week





Friday
Sunday
Wednesday
Tuesday
Saturday
Thursday
Monday



- Trazar las líneas punteadas y colorear con los colores que corresponden, para crear un cartel, en el que se pueda actualizar a diario con el clima actual.







- Clasificación de prendas de vestir de acuerdo al clima:

Name: _____

Summer or Winter?

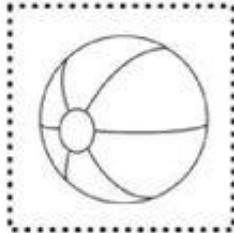
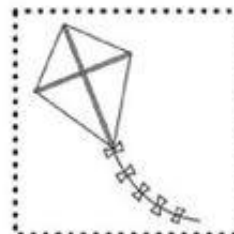
Cut and paste each picture into the correct category.



summer




winter






- Unir las acciones con el clima. Frente a cada uno, escribir el nombre al que pertenece (sunny, windy, rainy, snowy)





- Viste al niño de acuerdo al clima y escribe las prendas que usas en ese momento:



- When it is _____ (weather),
- I wear _____,

_____ (clothes)



- When it is _____ (weather),
- I wear _____,

_____ (clothes)



Songs:

Los siguientes enlaces, le permitirán continuar afianzando su escucha y repaso de vocabulario de los temas.

Canciones para colores:

Yellow: <https://www.youtube.com/watch?v=zMUyigKaqW4>

Blue: https://www.youtube.com/watch?v=2Vuij41Ga_c

Red: <https://www.youtube.com/watch?v=gtNQnClufBo>

Green: https://www.youtube.com/watch?v=oRdlW_07LRI

Orange: <https://www.youtube.com/watch?v=z6CR3X506Yk>

Purple: <https://www.youtube.com/watch?v=zvDQ2tQQbBI>

Canciones para vocales:

Vowels: <https://www.youtube.com/watch?v=RUSCz41aDug>

A: <https://www.youtube.com/watch?v=gsb999VSvh8>

E: <https://www.youtube.com/watch?v=beaUUPPUT2Y>

I: <https://www.youtube.com/watch?v=P56hZEhgFCw>

O: <https://www.youtube.com/watch?v=oWbY5EKys60>

U: <https://www.youtube.com/watch?v=nPJRhEV-kF8>

Days of the week:

<https://www.youtube.com/watch?v=mXMofxtDPUQ>

https://www.youtube.com/watch?v=IPgTdgvj_jc

Months of the year:

<https://www.youtube.com/watch?v=Fe9bnYRzFvk>

<https://www.youtube.com/watch?v=IPeAo1hz8GA>



Weather:

<https://www.youtube.com/watch?v=rD6FRDd9Hew&t=62s>

Seasons:

<https://www.youtube.com/watch?v=8Zjpl6fgYSY>

<https://www.youtube.com/watch?v=owppK-GHPTU>

Clothes:

https://www.youtube.com/watch?v=xAkBpf_mvX0&t=135s

<https://www.youtube.com/watch?v=rPbTsRPXcXw>

https://www.youtube.com/watch?v=BpfYH_KLtY8

<https://www.youtube.com/watch?v=w-dCUx23xj4>