

## TALLER VACACIONAL PRE-JARDÍN

- Se proponen las siguientes actividades como fortalecimiento y repaso de temas vistos durante el año:

En formatos de tamaño grande, se pueden distribuir diferentes formas de los colores primarios Yellow, Blue, Red; para seleccionar objetos o juguetes de los mismos colores y clasificarlos en cada uno, a medida que se vayan clasificando utilizar el vocabulario de cada color.



- Con objetos o alimentos que el niño identifique con el mismo color, se podrán plasmar figuras con pinturas.





- Rasgado de papel para continuar el afianzamiento de su motricidad fina; de cualquiera de los tres colores para realizar manualidades como el sun.



- Para recrear la noche, y los colores referentes a la misma, se pueden elegir elementos relacionados a esta, del color que relaciona a este momento del día; y convertirlo en una botella sensorial, que le permite al niño mejorar su capacidad imaginativa y de concentración.



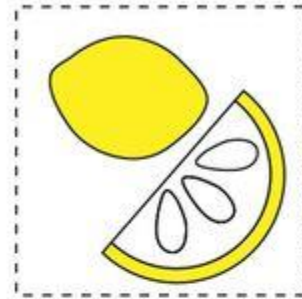
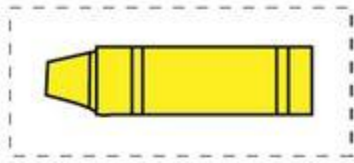
### Sun and night!

- Trazo de líneas y recortado mientras se repasa vocabulario de día y noche, los colores referentes a estos momentos y los saludos que corresponden como: **“Good night!”** – **“Good morning!”**









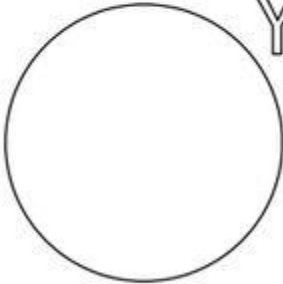
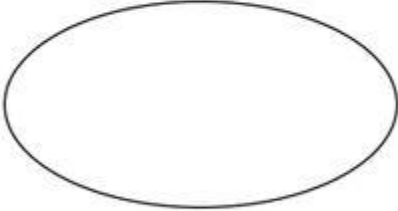
Cut and paste the things that are yellow.



---


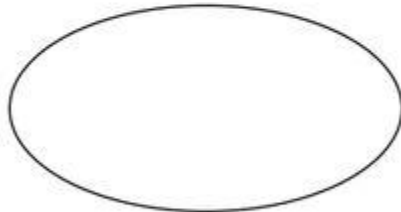
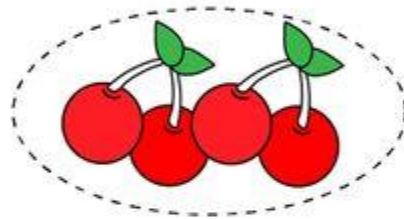




Y  
E  
L  
L  
O  
W

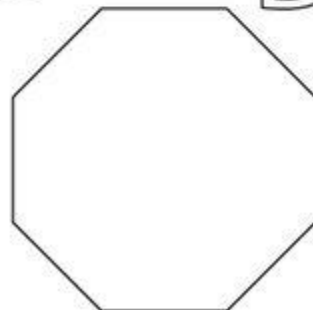





Cut and paste the things that are red.


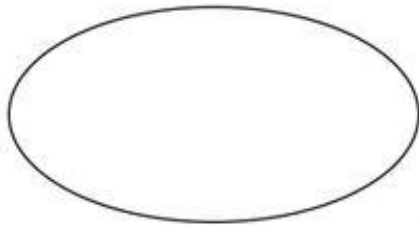
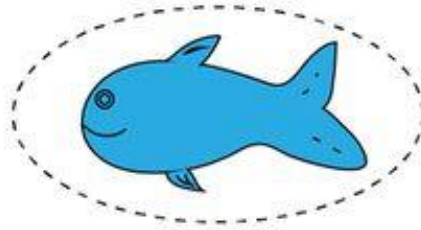
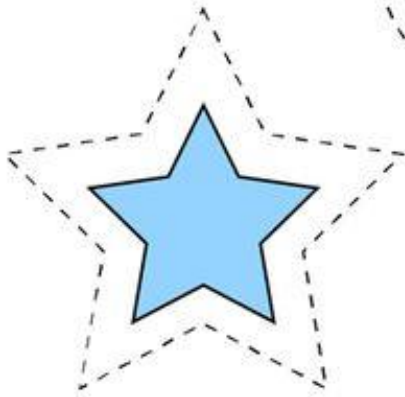
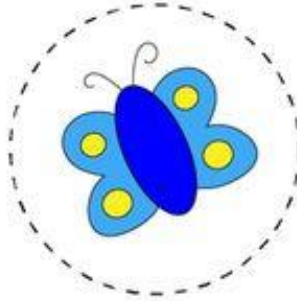
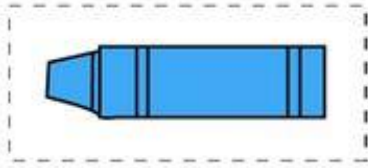


RED





Cut and paste the things that are blue.


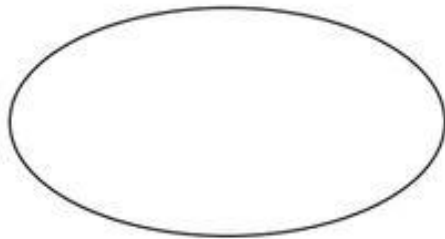
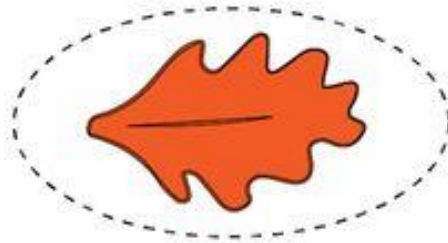

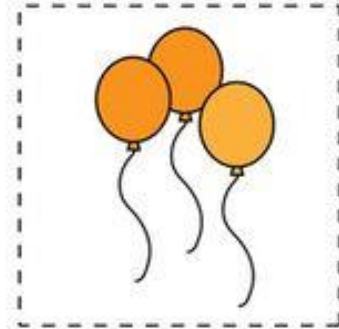

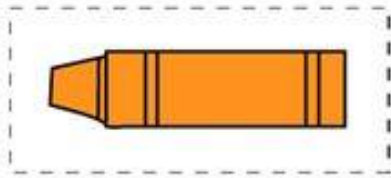


B  
L  
U  
E

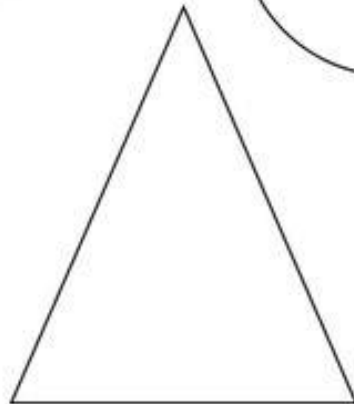




Cut and paste the things that are orange.


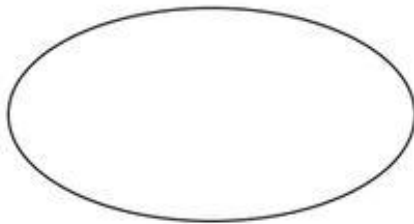
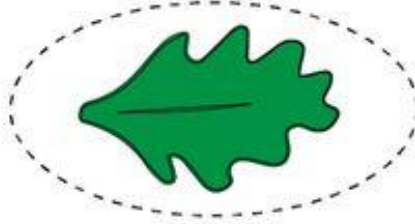

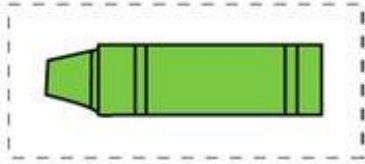


ORANGE





Cut and paste the things that are green.



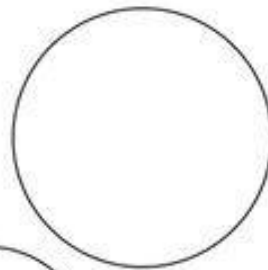
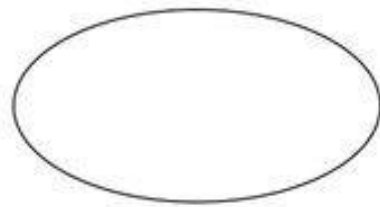



GREEN








Cut and paste the things that are purple.



✂  
P  
U  
R  
P  
L  
E





## Songs:

Los siguientes enlaces, le permitirán continuar afianzando su escucha y repaso de vocabulario de los temas.

Canciones para: Day

<https://www.youtube.com/watch?v=-0o79IMmAYE>

<https://www.youtube.com/watch?v=CCCIrXsYiik>

Canciones para: Night

<https://www.youtube.com/watch?v=4gDCz5E021Q>

<https://www.youtube.com/watch?v=j5X4gpwgJ5w>

Canciones para colores:

Yellow: <https://www.youtube.com/watch?v=zMUyigKaqW4>

Blue: [https://www.youtube.com/watch?v=2Vuij41Ga\\_c](https://www.youtube.com/watch?v=2Vuij41Ga_c)

Red: <https://www.youtube.com/watch?v=gtNQnClufBo>

Green: [https://www.youtube.com/watch?v=oRdlW\\_07LRl](https://www.youtube.com/watch?v=oRdlW_07LRl)

Orange: <https://www.youtube.com/watch?v=z6CR3X506Yk>

Purple: <https://www.youtube.com/watch?v=zvDQ2tQQbBI>

Canciones para vocales:

Vowels: <https://www.youtube.com/watch?v=RUSCz41aDug>

A: <https://www.youtube.com/watch?v=gsb999VSvh8>

E: <https://www.youtube.com/watch?v=beaUUPPUT2Y>

I: <https://www.youtube.com/watch?v=P56hZEhqFCw>

O: <https://www.youtube.com/watch?v=oWbY5EKys60>

U: <https://www.youtube.com/watch?v=nPJRhEV-kF8>